

Game Rules

Little Dragons



5+



2-6



15'

I. Contents



Takuma Horikawa



Valerio Buonfantino

< Front



3eggs



4eggs




5eggs



6eggs



7eggs



8eggs



9eggs



5eggs

Total **47** Dragon eggs

< Back



7 Golden Egg
Trophies

II. Overview

The dragon eggs are ready to hatch, and everyone is excited to welcome the baby dragons. Help the dragons hatch and get as many dragon eggs as possible to win the game.

III. Game Setup

- 1 Place all dragon eggs facedown in the middle of the table.
- 2 Place the golden egg trophies on the side of the table.
- 3 The youngest player becomes the first player.
- 4 The first player chooses and reveals 3 dragon tokens , and the game begins.

Note If the first player reveals a broken egg, they take the egg and place it in front of them. Then, they continue revealing the eggs until there are 3 eggs open on the table. The broken egg is -1 point at the end of the game.



IV. How to Play

The game is played clockwise. During your turn, you may choose one of the following actions:

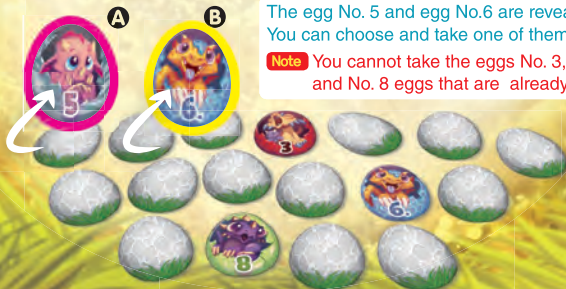
Reveal 2 eggs or **Take 1 egg**

Reveal 2 eggs

Choose 2 facedown eggs on the table, and reveal them one at a time. There are 3 possibilities:

1 When the 2 eggs have different numbers

Take one of the two eggs, and place it in front of you.



The egg No. 5 and egg No.6 are revealed.
You can choose and take one of them.

Note You cannot take the eggs No. 3, No. 6, and No. 8 eggs that are already face up.

② When the 2 eggs have the same number

Then, you must reveal one more egg.

There are 2 possibilities:

- If the next egg revealed is of a different number, you can choose to take the two eggs with the same number or to take the one egg with a different number.



The two eggs revealed first are No. 9.
The next egg revealed later is No. 3.
You can choose to take two eggs
No. 9 or one egg No. 3.

- If the egg revealed next has the same number as the other eggs, you can take all three eggs.



The two eggs revealed first are No. 9.
The egg revealed next is also No. 9.
You can take all three eggs.

③ When a broken egg is revealed

When a broken egg is revealed, your turn ends immediately. You cannot take any egg that was opened during your turn, and you must take the broken egg only. The broken egg is -1 point



The first egg revealed is No. 5. Then, the second egg revealed is a broken egg. You can only take the broken egg.

Note After having taken the egg(s) you chose, flip the eggs still face up to have only 3 revealed eggs on the table.

Take 1 eggs

Take an egg from the middle of the table and place it in front of you. There are 2 possibilities:

① You take an egg that has already been revealed

Take the egg and place it in front of you faceup.

② You take one of the facedown eggs.

Take the egg and place it in front of you facedown.

Only the player who has taken the unrevealed egg can see the number of the egg. The egg is revealed only at the end of the game.

If you have chosen **Take 1 egg** action, you may shuffle all the eggs still on the table. Then, put the eggs face up or facedown to have only 3 eggs revealed on the table. If a broken egg is revealed while doing so, you must take the egg and place it in front of you.

Note Shuffling is optional. You may skip it if you don't want to shuffle the eggs.

When you gain some eggs, sort them face up in ascending order in front of you.

Then, the game continues in clockwise order.

V. Game End

When there are 6 or less eggs remaining on the table, the game ends. The players now tally their victory points as described hereafter.

1 The Golden Egg Trophy

Reveal all eggs facedown, and determine who has the most of each family of numbered eggs (from No.3 to No. 9).

For each majority they have, the player collects a Golden Egg Trophy. Each trophy is worth 3 points.

(If there is a tie, no one receives the trophy.)



Golden Egg Trophy

2 Scoring

Calculate the final score. .

1 point per Hatched Egg.

3 points per Golden Egg Trophy

-1 point per Broken Egg

The player with the most points wins.



Example of a 3-player game

Noah

Jinny

Ryan



Example of Scoring

Noah

- Hatched Eggs : 12 eggs (**12** points)
- Golden Egg Trophy : 2 trophies (**6** points)
- Broken Egg : 2 eggs (**-2** points)

Total: 12 + 6 - 2 = 16 points

Ryan

- Hatched Eggs : 11 eggs (**11** points)
- Golden Egg Trophy : 1 trophy (**3** points)
- Broken Egg : 0 eggs (**0** points)

Total: 11 + 3 - 0 = 14 points

Jinny

- Hatched Eggs : 14 eggs (**14** points)
- Golden Egg Trophy : 2 trophies (**6** points)
- Broken Egg : 2 eggs (**-2** points)

Total: 14 + 6 - 2 = 18 points



**Jinny
wins!**

Easy mode for children

Place all eggs facedown at the beginning of the game.




- 1 On your turn, you only reveal 2 eggs.
- 2 Then, take only 1 of the 2 eggs revealed if they have different numbers, and place the other egg facedown.
- 3 When the revealed eggs have the same number, reveal one more egg. If all three eggs have the same number, take all of them. If not, take the two eggs of the same number, and place the other egg facedown.

Note Broken Eggs are handled in the same way as in the basic game.

- 4 The game ends in the same manner as in the basic rules. Each Broken Egg is worth -1 point. But the Golden Egg Trophies are not used in this mode. The player with the most points wins.



Credits

 Takuma Horikawa
 Valerio Buonfantino
 Ian Parovel
www.happybaobab.com