

SHEEPY WOLFY

Game Rules



8



1



15'

Hope S.Hwang Christopher Matt Ian Parovel



I. Game Overview

Sheepy wolfy is a puzzle game that needs logical and sequential thinking. To clear the puzzle, you have to get all the sheep onto the 'House' with the minimum moves indicated on each mission card, and there should be only sheep on the house.



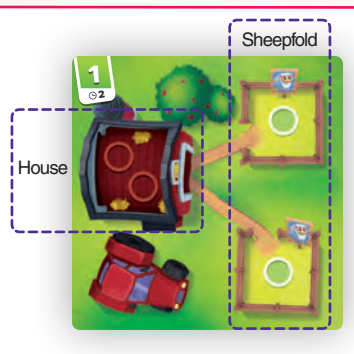
II. Game components



11 Game pieces
(4 sheep, 6 wolves, 1 Boss wolf)



20 Double-side stage cards
(total 40 stages)




III. Game setup

- 1 Take out all the sheep wolves, and boss wolf pieces from the box.
- 2 Try the challenge one by one starting from the first stage.
- 3 Find the sheep and wolves indicated on the mission card and place it in the circular space in the appropriate area.

Only 1 piece can be placed on each circular space.



IV. Game play



The number displayed below the stage number indicates the number of times you can make any movement in this stage.

You will clear the stage if you move all sheep to the house with that many number of movements.

Movement rules

- 1 When you move any piece from one location to another, you must move all the pieces in the starting location along the same road.



- 2 If there is not enough circular space to place the pieces in the area you want to move, you can only move the pieces equal to the number of remaining spaces.



A movement: One movement is to move one or several pieces at once along the road according to the movement rules.







Stage Clear!

You clear the stage if you satisfy all below requirements.

- You should move all the sheep into the house.
- The number of your total movements should be equal to the displayed movement number on the stage card.
- Any wolf must not be in the house.



Difficulty by stage

Stage number	New element	Description
1~	 Peaceful farm	Only the sheep appear. Learn the basic movement rules.
10~	 Wolf has appeared!	Follow the basic movement rules. Only the sheep must be on the house at the end of the mission.
25~	 Steep slope	There are steep slopes that require only going in a single direction when moving the pieces. Note that you cannot move the pieces in the opposite direction.
31~	 The boss Wolf!	The boss wolf has appeared. Unlike normal wolves, boss wolves must not encounter sheep during movements under any circumstances. The moment the boss wolf and sheep meet, you immediately fail the stage.

Sheepy Wolfy consists of a total of 40 stages. If you put all the sheep in the home using the dedicated number of movements for each stage, the mission is successful! Try step by step up to stage 40!

<The answers of all stage would be found at our website.>



© 2022 Happy Baobab Co., Ltd. All rights reserved.